
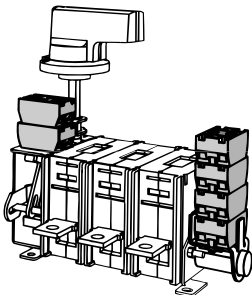


OA1G\_



OBEA\_



OZ XK\_



3 Position selector switch



Pilot light

Auxiliary contacts

For use on:	Contact configuration	Catalog number	Installation suffix
16A – 100A	1 N.O. 1 N.C. 1 N.O. & 1 N.C.	OA1G10 OA1G01 OA1G11	add "10" suffix add "01" suffix add "11" suffix
125A	1 N.O. 1 N.C.	OBEA-10 OBEA-01	add "10" suffix add "01" suffix
200A – 600A	1 N.O. 1 N.C.	OA1G10 OA3G01	add "10" suffix add "01" suffix
800A – 3150A	1 N.O. & 1 N.C. 2 N.O. & 2 N.C.	OZ XK-1 OZ XK-2	add "11" suffix add "22" suffix

Accessories ①

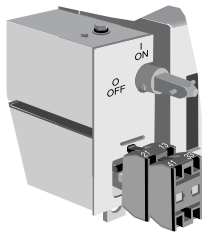
For use on:	Description	Installation suffix
OT16, 25,32 OT45, 63 OT30, 60, 100 OT160	Neutral or isolated ground block Neutral or isolated ground block Neutral or isolated ground block Neutral or isolated ground block	N or G N or G N or G N or G
200A – 1200A 1600A – 3150A	Neutral block Neutral block	N N
30A – 1200A 30A – 1200A	Service entrance, 3 wire Service entrance, 4 wire	U V
16A – 3150A	Start/stop pushbuttons 2 position selector switch 3 position selector switch Pilot light "red/run" Ammeter 1 phase ② Voltmeter ②	A C D E AM VM

① Please consult factory for special customer requirements.

② Current transformers included.



OESA-ZX157



OZXK-1  
OZXK-2



3 Position selection switch



Pilot light

## Auxiliary contacts

For use on:	Contact configuration	Catalog number	Installation suffix
30A	1 N.O. + 1 N. C. 2 N.O. + 2 N.C.	OA4B1C	add "11" suffix add "22" suffix
60A – 600A	1 N.O. 1 N.C.	OA1G10 OA3G01	add "10" suffix add "01" suffix
800A	1 N.O. & 1 N.C. 2 N.O. & 2 N.C.	OZXK-1 OZXK-2	add "11" suffix add "22" suffix

## Accessories ①②

For use on:	Description	Installation suffix
30A	Neutral block	N
60A – 100A	Neutral block	N
200A – 400A	Neutral block	N
600A – 800A	Neutral block	N
30A – 200A	Service entrance, 3 wire Service entrance, 4 wire	U V
400A – 800A	Service entrance, 3 wire Service entrance, 4 wire	U V
30A – 800A	Start/stop pushbuttons 2 position selector switch 3 position selector switch Pilot light "red/run" Ammeter 1 phase ③ Voltmeter ③	A C D E AM VM

① Additional accessories can be found on pages 18.83 – 18.95.

② Please consult factory for special customer requirements.

③ Current transformers included.